


**City of Hesperia
Building & Safety**



***SIGN
CONSTRUCTION***

*This pamphlet explains
the City's sign plan
check, permit and
inspection process and
provides specific sign
plan standards.*

Tel: 760-947-1300

Whatever your proposed signage project, you will most likely need an application for a sign permit, and an inspection(s). The following information should help you through the required processes.

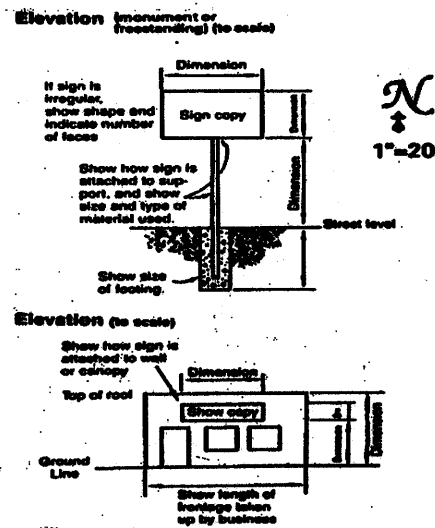
When Do I need A Sign Permit? All signs, except official public traffic signs, are regulated by the City of Hesperia as to size, height, location, and construction. A permit is required for most sign construction, installation, erection, alteration or relocation. For a list of signs exempt from obtaining City permits, you may contact Community Development at (760) 947-1300.

What Do I need to Submit? Complete a graphic drawing of your proposed sign, drawn to scale, and with enough detail to show compliance with the sign code (see the sample sign plans).

Prepare two complete sets of plans. A complete set of plans must include:

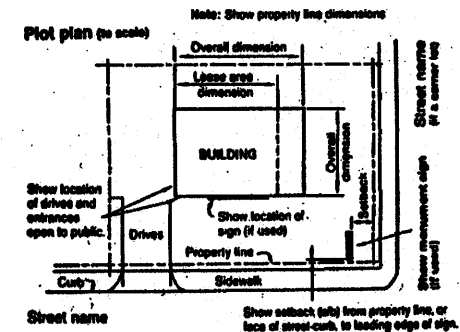
- Site plan, including location of all proposed and existing signs and sizes.

- Elevation(s) of buildings, including existing signage.
- Dimensions and square footage of signs; height of monument-freestanding signs.
- Notes indicating the type of sign and whether it will be painted, metal, plastic, neon, or illuminated.
- The U.L. number for an illuminated sign.
- Engineered drawings and calculations prepared by a licensed engineer when required by the City. (This is required to show sign's ability to withstand area high wind loads).
- Method intended for connecting wall signs.



If your plans are unclear or lack enough detail to enable the City to do its review, they will be returned to you without a permit.

When May I Erect My Sign? Work can begin once the permit is issued and the fee is paid. Work started prior to obtaining a permit may incur an additional investigation fee, and will still be required to comply with sign regulations. In addition, you could be subject to the issuance of a court citation.



Note: Some signs may require structural design by a licensed architect or engineer.

Caution: This is a sample only and is to be used as a guide for your drawing. Check with Planning Division for specifications on sign requirements in your land use district before proceeding with your drawing.

When Do I need Inspections?

Most signs require two inspections, but this may vary according to the size and type of the sign. The two types of inspections are:

- *Footing (if freestanding):* to be made after hole(s) is (are) excavated, forms erected and rebar and electrical conduit placed, but prior to the pouring of concrete. Failure to obtain footing approval prior to pouring concrete can result in sign removal.
- *Final Inspection: upon completion of all work:* You must call for the required inspections. When ready, call our 24-hour recording at (760) 947-1300 ext. 1, and give your name, project address, permit number, and the type of inspection requested.